












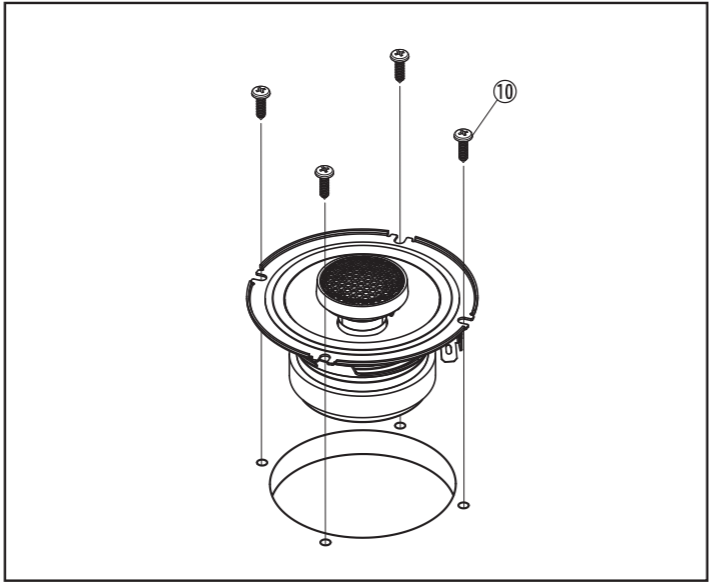


**CONTENTS** ■ **CONTENU**

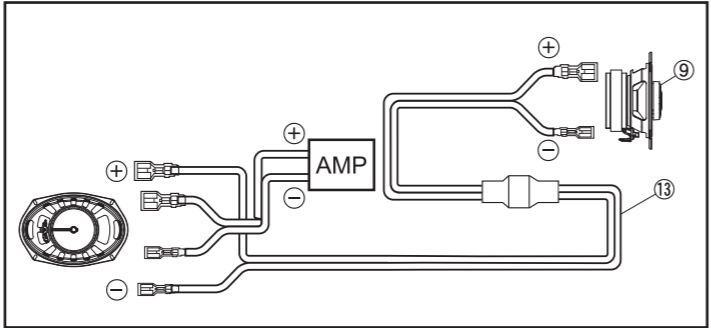
**MID-TWEETER INSTALLATION** ■ **INSTALLATION DU MID-TWEETER**

**EXTERNAL DIMENSIONS** ■ **DIMENSIONS EXTERNES**

- Woofers**
- ①  × 2
- ②  $\phi 4 \times 30\text{mm}$   × 8
- ③  × 8
- ④  $M4 \times 60\text{mm}$   × 8
- ⑤  × 16
- ⑥  × 8
- ⑦  × 8
- ⑧  × 2
- Mid-Tweeter**
- ⑨  × 2
- ⑩  $\phi 3 \times 12\text{mm}$   × 8
- ⑪  × 2
- ⑫  × 2
- Network**
- ⑬  × 2



**WIRING CONNECTION** ■ **CONNEXIONS DE CÂBLAGE**



**WOOFER INSTALLATION** ■ **INSTALLATION DU WOOFER**

